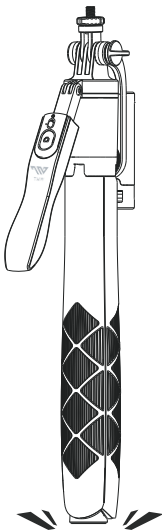
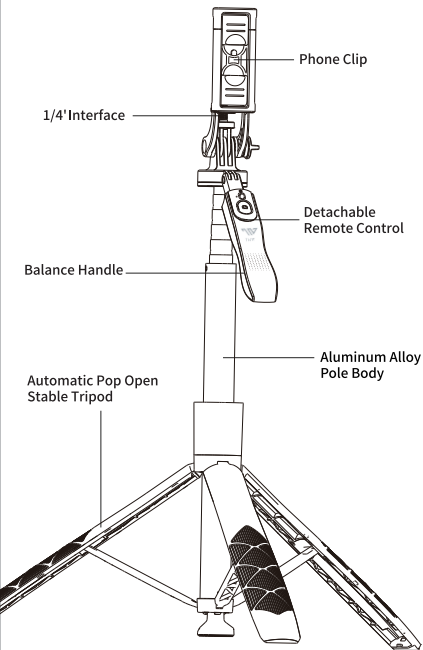


**TNW | L16PRO**

# Instruction For Use



# Product Introduction



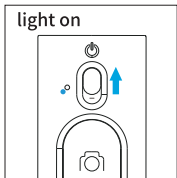
## How To Use

- 1. Switch on and off:** Dial the key up to turn on the power, dial the key down to turn off the power.
- 2. Wireless pairing:** The indicator light flashes quickly to enter the pairing state, the pairing status indicator flashes, use the mobile phone to search for "TNW-L16PRO" to match, and the indicator light will turn off after the pairing is successful.
- 3. Take photos:** When the selfie device is connected to the mobile phone, press the photo button and the indicator will blink.
- 4. Unpaired:** After starting up, it will automatically shut down for 5 mins without operation in unpaired connection state (if you need to turn on the switch again).
- 5. Automatic connection:** After powering on, if it has been connected with the paired mobile phone it will be connected directly and automatically.

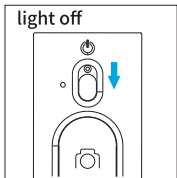
## Key Function

Use after taking out selfie and connecting the phone.

Power key



Power on



Power off

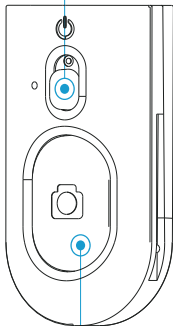
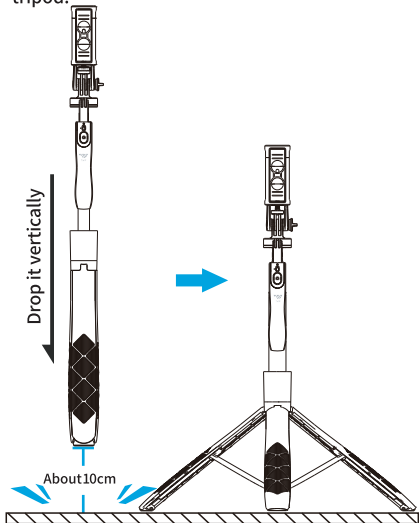


Photo key  
click:

Take pictures/video

## Open Tripod

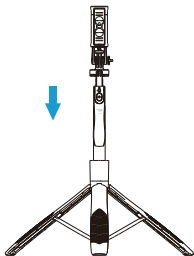
Drop the TNW-L16PRO vertically within 10 cm of the ground to automatically pop open the tripod.



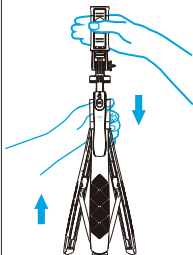
**Remind:** Keep the tripod away from your head (or face) when it pops open.

## Close Tripod

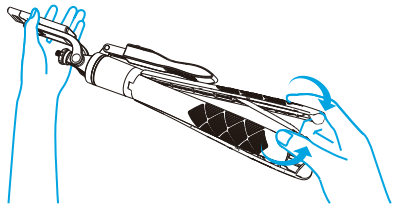
**1** Fold the rod



**2** Push down on phone clip



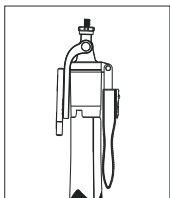
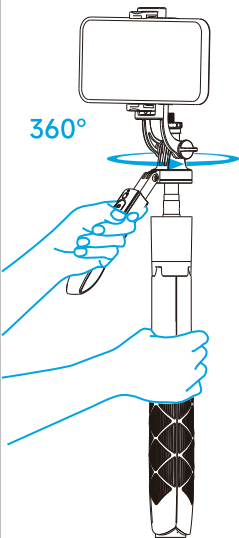
**3** Squeeze the tripod



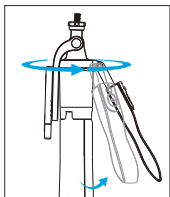
**Remind:** Be careful with your hands.

## Use Of The Balance Bar

The balance handle can be rotated 360° horizontally, and the mechanical balance of video shooting effectively supports anti-shakeshooting.




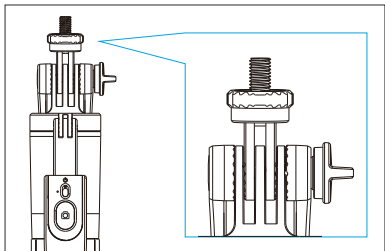
Locked Handle



Unlocked Handle

## Widely Compatible

1/4" interface compatible with sport camera digital camera, ring light;The phone clip can be used with double fill lights.

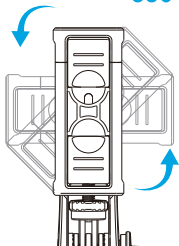


Left picture:  
the installation of  
the accessory process.

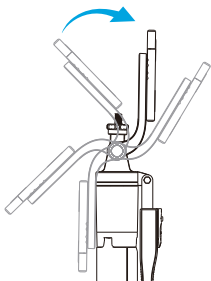


## Adjust TNW-L16PRO

360°



270°



## Specification

- Remote Model : TNW-L16PRO
- Main Materials : ABS+Aluminum Alloy
- Mount Holder : 65-100mm
- Folded Length : 343mm
- Extended Length : 1800mm
- Product Size : 343x75x38mm
- Product Weight : 421g
- Battery : CR1632 (replaceable)  
(Batteries must not be exposed to sunlight, fire or similar excessive heat )

### Remind

The selfie stick is compatible with Android 4.4 and above & iOS 5.1 and above. (Android device: If you change your volume key function on the camera be sure to change it to the default value. Or take a picture and let the selfie stick to work normally)



MADE IN CHINA